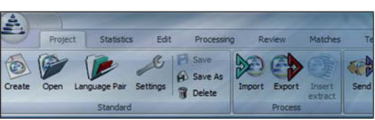



# Transit NXT

Product Guide  
Service Pack 7 - 04/2014



---

# Content

<b>Initial overview .....</b>	<b>2</b>
<b>Product variants .....</b>	<b>3</b>
Transit NXT.....	3
TermStar NXT .....	3
Supported file types .....	4
Most important functional differences .....	6
Optionally supported functions .....	9
<b>Types of installation .....</b>	<b>10</b>
Standalone installation.....	10
Standalone installations with resources on the network .....	11
Host/client installation.....	12
Terminal Server installation .....	13
<b>Licence models.....</b>	<b>14</b>
Standalone licence .....	14
Server licence .....	14
<b>System requirements .....</b>	<b>15</b>

---

# Initial overview

**In this document, you will find out which product variant and which installation type suits your requirements. You are at the right place if you want to get an overview of the different installation options for Transit NXT.**

The Transit NXT installation can be scaled to your requirements, from the pure standalone application through to operation on a Terminal Server with “thin clients”. To this end, two licence models have been designed: Standalone licence and Server licence. For the individual installation types, the following product variants are available:

Installation type	Licence model	Product variants			
		Freelance	Freelance Pro	Workstation	Professional
Standalone installation	Standalone licence	✓	✓	✓	✓
Standalone installations with resources on the network	Standalone licence			✓	✓
Host/client installation	Server licence			✓	✓
Terminal Server installation	Server licence			✓	✓

You can find information on the product versions here:

⇒ [“Product variants”](#) (⇒ [page 3](#))

You can find information on the installation types here:

⇒ [“Types of installation”](#) (⇒ [page 10](#))

You can find information on the licence models here:

⇒ [“Licence models”](#) (⇒ [page 14](#))

You can find information on the system requirements here:

⇒ [“System requirements”](#) (⇒ [page 15](#))

# Product variants

## Transit NXT

The different product variants of Transit NXT are adapted to the requirements of the different target groups. The licence number controls which product variant is available.

- Transit NXT Freelance** Suitable for translators who want to receive and edit Transit projects from project managers over a limited period of time.
- Transit NXT Freelance Pro** Suitable for translators who want to receive and edit Transit projects from project managers and also want to create and translate their own simple translation projects.
- Transit NXT Workstation** Suitable for translators who want to receive and edit Transit projects from project managers.
- Transit NXT Professional** Suitable for project managers who want to create projects and send them to translators. This variant offers the full scope of functions.

## TermStar NXT

The terminology management system, TermStar NXT, is an integral part of all product variants of Transit NXT.

## Supported file types

In the following, you will find an overview of the supported file types for creating projects / importing / exporting.

**Note:**

Regardless of the product variant, all file types are supported for translating.

Functions	Freelance	Freelance Pro	Workstation	Professional
<b>Supported file types for creating projects / importing / exporting</b>				
Office:				
▲ MS Office 95/97/2000/XP/2003/2007/2010		✓		✓
▲ MS Word 6/95/97/2000/XP/2003/2007/2010		✓		✓
▲ MS Excel 97/2000/XP/2003/2007/2010		✓		✓
▲ MS PowerPoint 97/2000/XP/2003/2007/2010		✓		✓
▲ OpenOffice		✓		✓
▲ LibreOffice		✓		✓
▲ IBM Lotus Symphony		✓		✓
▲ OpenDocument formats		✓		✓
▲ Corel WordPerfect 5 – 11		✓		✓
CAD:				
▲ AutoCAD R13/R14/2000 – 2012 (DXF)		✓		✓
DTP:				
▲ Adobe FrameMaker 4.0 - 11.0 (MIF)		✓		✓
▲ Adobe InDesign CS2/CS3/CS4/CS5/CS5.5/CS6/CC (plug-ins for Mac / Windows)		✓		✓
▲ Interleaf 4 – 7 / Quicksilver 3.0/3.5		✓		✓
▲ Adobe PageMaker 6.0 – 7.0		✓		✓
▲ XGate for QuarkXPress 7.0 – 9.2 (XTensions for Mac / Windows)		✓		✓
Graphics:				
▲ SVG		✓		✓
▲ Visio 2002 / 2003 (XML)		✓		✓

✓ = Standard, ✓ = Optional filter

Functions	Freelance	Freelance Pro	Workstation	Professional
HTML/SGML/XML:				
▲ HTML 4.x, XHTML 1.0		✓		✓
▲ SGML		✓*		✓
▲ XML		✓*		✓
▲ XML DITA		✓		✓
Localization/Resources:				
▲ Resource files		✓		✓
▲ RC Binary *.exe, *.dll (C++ and .NET)		✓		✓
▲ DLL with WPF elements		✓		✓
▲ RTF for WinHelp		✓		✓
Text files:				
▲ ANSI / ASCII / Unicode text for Windows		✓		✓
▲ Apple Macintosh text		✓		✓
Subtitling:				
▲ SRT files		✓		✓
▲ TXT files		✓		✓
RTF and RTF for WinHelp		✓		✓
Trados TTX		✓		✓

✓ = Standard, ✓ = Optional filter

## Most important functional differences

The following table contains an overview of the most important functional differences between the particular Transit NXT product variants.

A complete overview of all functions is available in the document [⇒ Transit NXT – Feature Guide](#).

This document can be found on our website [www.star-group.net](http://www.star-group.net) in the following area: [⇒ Downloads | Transit & TermStar NXT | Product Information](#).

Functions	Freelance	Freelance Pro	Workstation	Professional
<b>Licensing</b>				
Time-limited standalone licence for 3, 6 or 12 months (available from the <a href="#">⇒ STAR Group Webshop</a> )	✓	✓		✓
Perpetual standalone licence (available from your <a href="#">⇒local STAR branch office</a> )		✓	✓	✓
Server licence with “floating licences” (available from your <a href="#">⇒local STAR branch office</a> )			✓	✓
<b>Network installation</b>				
Use shared resources on the network (e.g. translation memory, dictionaries, projects)			✓	✓
Host/client installation			<b>Server</b>	<b>Server</b>
Terminal Server installation			<b>Server</b>	<b>Server</b>
<b>Project Management</b>				
Create projects with one target language		✓		✓
Create projects with multiple target languages				✓
Translate projects with multiple target languages			✓	✓
Create an alignment project		✓		✓
Modify and create file format definitions				✓
Use unlimited number of dictionaries in a project	maximum 3	✓	✓	✓

✓ = Standard, ✓/ = Optional function, **CLM** = only combined with STAR Corporate Language Management, **Server** = only combined with server licence.

Complete overview of all functions: [⇒ Transit NXT - Feature Guide](#)

Functions	Freelance	Freelance Pro	Workstation	Professional
<b>Import/export/pretranslation</b>				
Import/export project files		✓		✓
Use context-based pretranslation				CLM
Multi-step pretranslations (e.g. new import with additional translation memory to be used only for untranslated segments)				✓
Create project-specific reference extract				✓
Create translation extracts				✓
<b>Project exchange</b>				
Pack projects for translators, unpack translations from translators				✓
Pack projects as XLIFF files				CLM
Unpack XLIFF files, send back translated XLIFF files		✓		✓
Import Trados TTX files, export translated TTX files		✓		✓
<b>Terminology Search and Display</b>				
Navigate and search in as many databases and dictionaries as desired at the same time	maximum 3	✓	✓	✓
Fuzzy search		✓	✓	✓
Search for data record number, result sorted numerically		✓	✓	✓
Create user-defined data record filters		✓	✓	✓
Dynamic linking for context and application examples from Transit projects		✓	✓	✓
Create custom layouts and views		✓	✓	✓
Use global changes to modify several data records in one step		✓	✓	✓

✓ = Standard, ✓ = Optional function, CLM = only combined with STAR Corporate Language Management, Server = only combined with server licence.

Complete overview of all functions: ⇒ [Transit NXT - Feature Guide](#)



Functions	Freelance	Freelance Pro	Workstation	Professional
<b>Terminology Administration and Sharing</b>				
Create terminology projects		✓		✓
Import, export and merge terminology		✓		✓
Pack an entire terminology project or an extract, unpack a translation				✓
Generate detailed dictionary statistics		✓	✓	✓
Output dictionaries with layout (PDF)		✓	✓	✓
Define input verification, value lists and default values		✓		✓
Define user rights				✓

✓ = Standard, ✓ = Optional function, **CLM** = only combined with STAR Corporate Language Management, **Server** = only combined with server licence.

Complete overview of all functions: [⇨ Transit NXT - Feature Guide](#)

## Optionally supported functions

For special requirements, Transit NXT offers additional, optionally supported functions:

Functions	Freelance	Freelance Pro	Workstation	Professional
<b>Optional Transit functions</b>				
Systems for machine translation (MT) that are supported during the import:*				
▲ Systran		✓		✓
▲ SmartMATE		✓		✓
Save quality report as an HTML/XML/Excel file		✓	✓	✓
TM Container as an addition to the Translation Memory in the file system			<b>Server</b>	<b>Server</b>

\* MT users may incur additional charges from the MT provider.  
Other MT systems on request.

<b>Optional supported terminology databases</b>				
MS SQL			<b>Server</b>	✓
Oracle			<b>Server</b>	✓
IBM DB2			<b>Server</b>	✓
MySQL			<b>Server</b>	✓

<b>Optional terminology interfaces</b>				
TermStar Gate for FrameMaker: Access terminology directly from the DTP application (plug-in for FrameMaker)	✓	✓	✓	✓

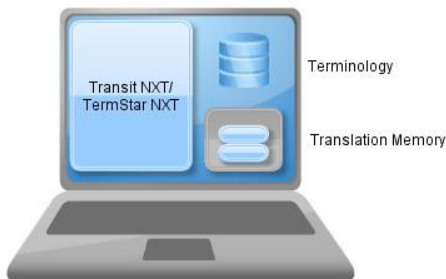
✓ = Standard, ✓ = Optional function, **Server** = only combined with server licence.

Complete overview of all functions: ⇒ [Transit NXT - Feature Guide](#)

# Types of installation

## Standalone installation

As a pure standalone application with a standalone licence, Transit NXT only accesses the local computer on which all of the required data is saved:



**Who is this suitable for?** This type of installation is designed for users with a standalone computer without a network.

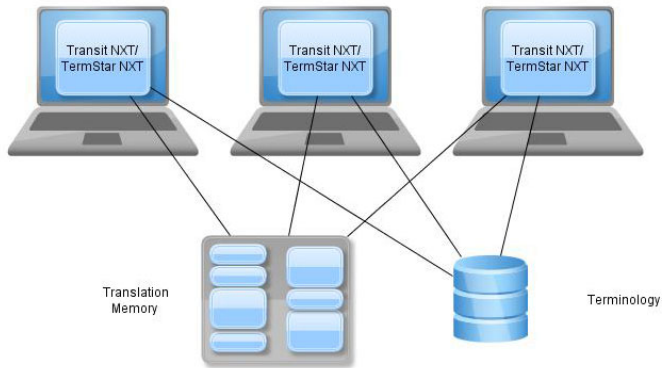
You can find information on installing Transit NXT and activating the software in the following documents:

- ▲ ⇒ *“Installing and starting for the first time”*
- ▲ ⇒ *“Activating the software after installation”*

These documents can be found on our website [www.star-group.net](http://www.star-group.net) in the following area: ⇒ [Downloads](#) | [Transit & TermStar NXT](#) | [Quick Installation Guides](#).

## Standalone installations with resources on the network

Several standalone installations with a standalone licence access shared resources on the network (e.g. shared dictionaries, project data and translation memories):



**Who is this suitable for?** This type of installation is suitable for several users who have standalone computers and who use a shared local network (LAN).

**What are its special features?**

- ▲ Resources are available to all users who have a standalone licence and these resources are backed up centrally.
- ▲ Updates or maintenance functions have to be carried out individually on all of the standalone computers.

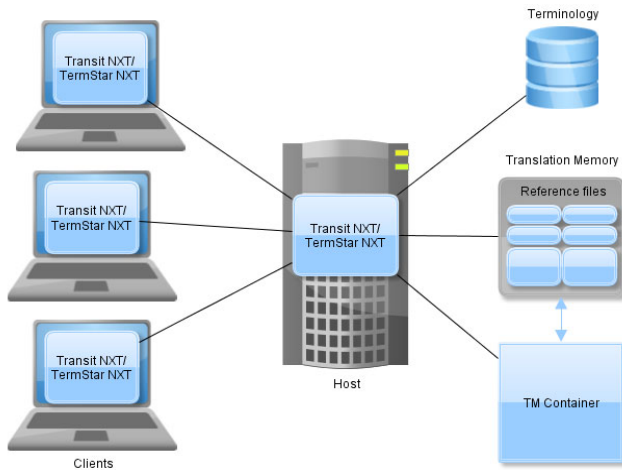
You can find information on setting up shared resources on the network in the document ⇒ [“Standalone installations with resources on the network”](#).

This document can be found on our website [www.star-group.net](http://www.star-group.net) in the following area: ⇒ [Downloads](#) | [Transit & TermStar NXT](#) | [Quick Installation Guides](#).

## Host/client installation

The host/client installation consists of a central network installation on the host computer and the workstation installations on the workstations.

The program files and the resources (e.g. shared dictionaries, project data and translation memories) are shared on the network; the workstation computers, as “fat clients”, assume the processing power and save any user-specific data.



**Who is this suitable for?** This type of installation is suitable for several users who have workstation computers and who use a shared local network (LAN).

A server operating system on a host computer is an advantage here.

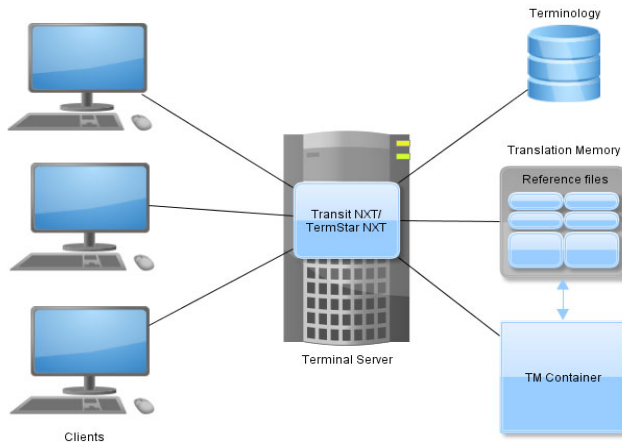
- What are its special features?**
- ▲ Up-to-date program files and resources are available to all users; resources are backed up centrally.
  - ▲ Updates or maintenance functions are carried out on the host computer.
  - ▲ Workstations, as “fat clients”, assume the processing power.

You can find information on setting up a host/client installation in the document [⇒ “Host/client installation”](#).

This document is available upon request from [⇒ transit@star-group.net](mailto:transit@star-group.net).

## Terminal Server installation

In a Terminal Server installation, Transit NXT is installed on the Terminal Server and the clients access it as “thin clients”.



**Who is this suitable for?** This type of installation is suitable if a Windows Terminal Server is available.

- What are its special features?**
- ▲ Up-to-date program files and resources (e.g. shared dictionaries, project data and translation memories) are available to all users; resources are backed up centrally.
  - ▲ Updates or maintenance functions are carried out on the Terminal Server.
  - ▲ The Terminal Server assumes all of the processing power and clients access it as “thin clients”.

You can find information on setting up a Terminal Server installation in the document ⇒ [“Terminal Server installation”](#).

This document is available upon request from ⇒ [transit@star-group.net](mailto:transit@star-group.net).

# Licence models

## Standalone licence

The standalone licence is designed for working on a standalone computer without a network (standalone). With this licence, Transit NXT can only be operated permanently on one computer.

If several standalone installations are carried out on a local network (LAN), the resources from Transit NXT (e.g. shared dictionaries, project data and translation memories) can be jointly used by these workstations.

## Server licence

With the server licence, several users can use floating licences to work with a centrally installed instance of Transit on a local network (LAN).

The advantages of a server licence include central data storage and backup, along with the flexible use of the software through floating licences.

Thanks to the floating licences, users can access the software from any number of workstations. The only restriction is on the number of users who can work with Transit NXT at the same time; this varies according to the scope of the licence.

If required, you can combine floating licences for the Transit NXT Professional and Transit NXT Workstation product versions with each other.

# System requirements

For the efficient operation of all product variants of Transit NXT we recommend the following system configuration:

- ▲ Intel Pentium processor or similar: At least 2 GHz
- ▲ Memory: At least 1 GB
- ▲ Free hard disk space: At least 5 GB\*
- ▲ SVG graphics card, min. pixel resolution 1280 x 1024
- ▲ Windows Vista / 7 / 8 / 8.1
- ▲ Windows Server 2003 / 2008 / 2008 R2 / 2012 / 2012 R2

\* Additional hard disk capacity is required for storing project-specific data and terminology as well as for installing the optionally supported database server.



STAR



**STAR Group headquarters**

STAR AG  
Wiesholz 35  
CH-8262 Ramsen  
Switzerland

Tel. +41 52 742 92 00

Fax +41 52 742 92 92

E-Mail: [info@star-group.net](mailto:info@star-group.net)

[www.star-group.net](http://www.star-group.net)